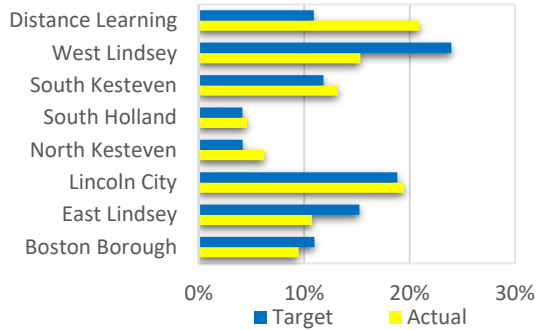




Number of Learning Places

Target	Actual	Status
9,900	7,342	●

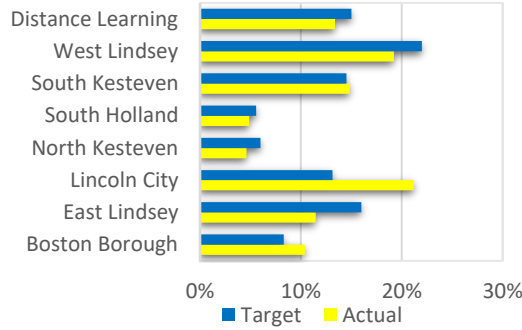
% by District Council



Number of courses

Target	Actual	Status
1,700	1,675	●

% by District Council



Number of Learning Providers

Target	Actual	Status
21	21	●



Family Learning venues

Target	Actual	Status
40	46	★

Includes venues relating to both our Directly Delivered programme as well as our commissioned programme. The number of venues will grow as the year progresses



% Learner satisfaction

Target	Actual	Status
96%	99%	★



% Progression into work or further learning

Target	Actual	Status
75%	73%	●



Qualifications achieved

Target	Actual	Status
1,400	1,523	★

this data relates to the 22/23 financial year



Targeted Learners

Position Statement:

Some concern with male learners and those with low qualifications, as performance is behind plan



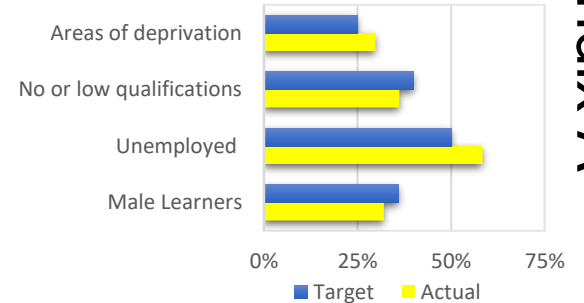
Ofsted Rating 2019

Good with outstanding elements



% qualification pass rate

Target	Actual	Status
80%	91%	★



Key to KPI Status Symbols

- Current performance is in line with target
- ★ Current performance exceeds target
- ◆ Current performance is behind target

This page is intentionally left blank